

RD25Q.2.S系列 - 桥式两侧可打开

Series of RD25Q.2.S - Bridge type open of both side



闭合状态:
Opening type:

- Q** 桥式
Bridge type
- F** 全封闭式
Enclosed
- BF** 半封闭式
Semi-enclosed

注: 无字母为普通型
Note: blank means general type

打开方式:
Opening way:

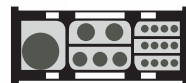
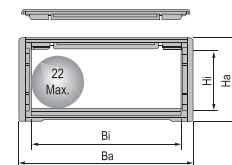

- B** 不可打开
Non-opening
- S** 双侧打开
Open of both side
- W** 外侧打开
Exterior opening
- N** 内侧打开
Interior opening
- F** 无需打开
Without opening

款式:
Style:

- Q.B** 桥式不可打开
Bridge type non-opening
- Q.N** 桥式内侧开
Bridge type interior opening
- Q.W** 桥式外侧开
Bridge type exterior opening
- Q.S** 桥式双侧可打开
Bridge type both side opening
- BF.B** 半封闭不可开
Semi-enclosed non-opening
- BF.N** 半封闭内侧开
Semi-enclosed interior opening
- BF.W** 半封闭外侧开
Semi-enclosed exterior opening
- BF.S** 半封闭双侧开
Semi-enclosed both side opening
- F.N** 封闭内侧开
Enclosed interior opening
- F.W** 封闭外侧开
Enclosed exterior opening
- F.S** 封闭双侧开
Enclosed both side opening

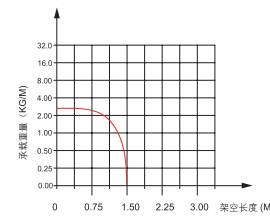
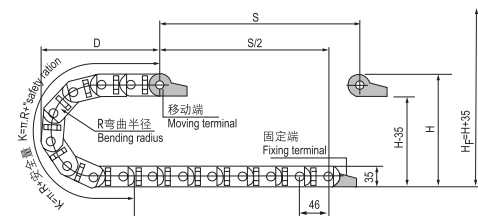
接头类型:
Bracket type:

- X** 斜型接头
Oblique bracket
- F** 方型接头
Square bracket



- ◎ The cable chain tested service life is up to 20 million times.
- ◎ The ledge of cable chain is able to open to inspect or replace cable.
- ◎ The cable chain can be mounted separator and cross separator to divide space and effectively protect cables. (See accessories table)
- ◎ The inclined "X" type connector can be mounted pectinate plate to fix cable. (See accessories table)
- ◎ The cable chain is suitable for a diameter of 22mm or less of cable.
- ◎ 测试使用寿命达 2 千万次
- ◎ 可将拖链内外侧挡片打开, 方便检查或更换线缆
- ◎ 可装竖隔片、横隔片区分空间, 更有效保护线缆 (见选配区)
- ◎ "X" 型接头可配梳状板, 更好的固定线缆 (见选配区)
- ◎ 适用于直径 22 毫米以下线缆

主要技术参数 Basic technical data



节距=46mm, 每米节数=22, 链长=S/2+K, S=行程距离, K=π.R+安全量"
Pitch=46mm, link per meter=22, length of chain=S/2+K, S=stroke. K=π.R+"safety ration"

R	40	55	75	100	125	150	175	190	200	250
H	115	145	185	235	285	335	385	415	435	535
D	104	119	139	164	189	214	239	254	264	314
K	230	276	368	414	506	598	644	690	736	920

安装实际高度: H_i=H+35mm(负载 1.0kg/m)
Actual mounting height: H_i=H+35mm/load 1.0kg/m

RD25Q.2.S系列 - 桥式两侧可打开 Series of RD25Q.2.S-Bridge type open of both side

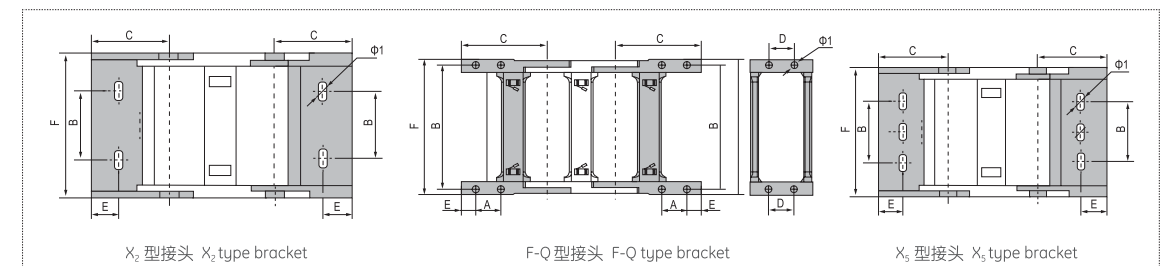
示意图 Drawing

选配区 Accessories table

系列号 Series No.	内高 Hi	内宽 Bi	外高 Ha	外宽 Ba	款式 Styles	弯曲半径 Bending radius R	可配接头类型 Applicable bracket type	孔径 Bore diameter φ1	孔距 (mm) hole distance						代号 No.
									A	B	C	D	E	F	
RD25Q.2.25S	25	25	35	40	Q.S		X ₂	6.2*9L	14	41	12	40	RD25Q.2.25S-XJT		
							F-Q	6	50	33	10	60	RD25Q.2.25S-XJT		
RD25Q.2.38S	25	38	35	53	Q.S		X ₂	6*10L	25	41	12	53	RD25Q.2.38S-XJT		
							F-Q	6	63	33	10	73	RD25Q.2.38S-FJT		
RD25Q.2.50S	25	50	35	65	Q.S	40,55,75,100,125,150,175,190,200,250	X ₂	6*10L	37	41	12	65	RD25Q.2.60S-XJT		
							F-Q	6	75	33	10	85	RD25Q.2.50S-FJT		
RD25Q.2.57S	25	57	35	72	Q.S		X ₂	6*10L	45	41	12	72	RD25Q.2.57S-XJT		
							F-Q	6	82	33	10	92	RD25Q.2.57S-FJT		
RD25Q.2.77S	25	77	35	92	Q.S		X ₅	6*12L	57	41	12	92	RD25Q.2.77S-XJT		
							F-Q	6	102	33	10	112	RD25Q.2.77S-FJT		

注: S 表示两侧可打开
Note: S indicates that the both side open

固定接头类型及参数 Fix bracket type and parameters (见表格 See table)



订货示例 Order Sample

示例 拖链内高 25mm、内宽 25mm、半径 55mm、长度 1米 /22 节 (Sample: inner height 25mm, inner width 25mm, radius 55mm, length 1 meter /22 links)

拖链 chain RD25Q.2.25S R55 1000mm /22 Links

接头 Bracket RD25Q.2.25S-XJT 副 (Set)

配件 Accessories 每节装 1 个竖隔片 / 1 个横隔片 (1 vertical shim/1 horizontal shim can be mounted in every link)

注: 可根据客户要求定制各种规格。 Note: Various sizes can be customized according to customer requirements.